





PROMOTING HEALTHY AND RESPONSIBLE SEXUALITY

LEARNING AND EVALUATION
SITUATIONS IN ENGLISH

The birth



Tools



ELEMENTARY
Cycle 1, Year 1

Coordination of the *Mosaik* project

Nadia Campanelli, Ministère de la Santé et des Services sociaux

Author

Diane Chouinard, conseillère pédagogique, Commission scolaire de l'Estuaire

Produced by

La Direction des communications du ministère de la Santé et des Services sociaux

This publication is specifically addressed to professionals in the health and social services and educational networks and community network outreach workers. It is available only in electronic format and at the following address:

www.msss.gouv.qc.ca/professionnels/mosaik.

Masculine pronouns are used generically in this document.

Legal deposit

Bibliothèque et Archives nationales du Québec, 2017

Library and Archives Canada, 2017

ISBN: 978-2-550-79589-6 (PDF)

This resource was made possible by funding from the Secrétariat à la jeunesse under the Youth Action Strategy 2009-2014.

All rights reserved for all countries. Any reproduction whatsoever, translation or dissemination, in whole or in part, is prohibited unless authorized by Les Publications du Québec. However, reproduction in whole or in part for personal, non-commercial purposes is permitted solely in Québec, provided the source is mentioned.

© Gouvernement du Québec, 2017



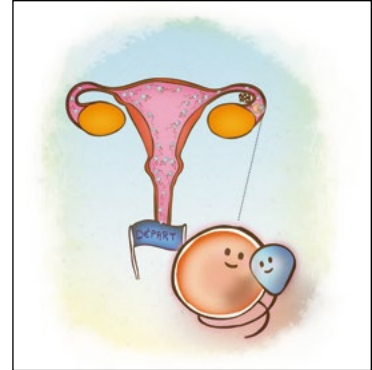
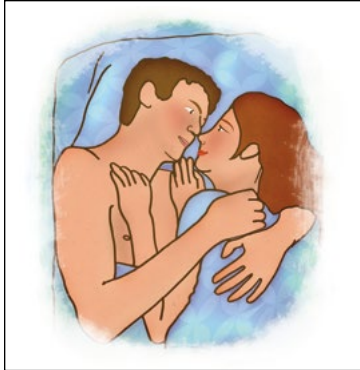
CONTENT

Mixed-up images.....	1
Student answer sheet	3
Words.....	5
Sentences.....	7
Mixed-up images (answers).....	9
My birth	11
Model letter to parents	13
<i>Bulletin Mosaïk n° 3: Conception, pregnancy and birth</i>	14



MIXED-UP IMAGES

Cut up these images and glue them in the right order on the answer sheet, p.3.





STUDENT ANSWER SHEET

Student's name: _____

1

2

3

4

5

6

**WORDS**

Cut up these words and match them to the corresponding images on the answer sheet, p.3.

Hugs

Family

Birth

Love

Pregnancy

Relationship



SENTENCES

Cut up these sentences and match them to the corresponding images on the answer sheet, p.3.

The sperm finds the egg.

Parents love their baby.

The man and woman
hug each other.

The baby is ready
to be born.

The man and woman
are in love.

The baby grows
in the uterus.

MIXED-UP IMAGES (ANSWERS)

Love



The man and woman
are in love.

Hugs



The man and woman
hug each other.

Relationship



The sperm finds the egg.

Pregnancy



The baby grows
in the uterus.

Birth



The baby is ready
to be born.

Family

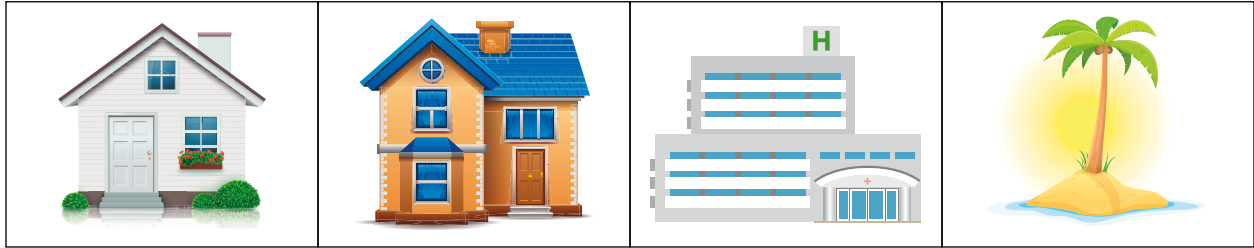


Parents love their baby.



MY BIRTH

I was born:




at home

at a birthing centre

at the hospital

somewhere else

On that day, the weather was:




sunny

cloudy

rainy

snowy

The time of day I was born:



during the day

during the night

Something my mother remembers from when she was pregnant with me: _____

Something memorable about my birth: _____



MODEL LETTER TO PARENTS

_____, 20__

Subject: Sex education — Learning context

Dear parents:

In the coming weeks, we will be learning about the human body. We are going to look at the mechanisms of conception, pregnancy and birth. The reproductive organs and their functions will also be discussed.

My goal with this theme is to show children that their birth is an amazing story. At this age, children are curious about sexual functions. I will answer their questions in an age-appropriate manner.

You may also have to answer questions from your child about his or her conception and birth. You will always be your child's primary educators. The important relationship you have with your child makes you the best people to talk about this subject. To help you talk about this subject with your child, I am sending you the Bulletin Mosaik n° 3: Conception, pregnancy and birth, which talks about parents' roles in relation to the subjects of conception, pregnancy and birth.

Don't hesitate to contact me if you have specific questions about this topic. It will be my pleasure to answer them.

(teacher's signature)

Teacher's name



Conception, pregnancy and birth

Ages 6-7

WHAT IS YOUR CHILD GOING THROUGH?

At this age, children are interested and curious and sometimes ask questions about conception, pregnancy and birth.

Through these questions, children are trying to figure out:

- Where they came from.
- How they came into the world.
- What happened while they were in their mommy's stomach.

No matter what their family situation (e.g., adoption, separation, single-parent, extended, gay parents), children need to:

- Feel that they were wanted.
- Know that they were all conceived in the same way: from a tiny egg from a woman and a small sperm from a man.
- Know that they were all carried in their mother's stomach.

Things kids may be wondering

- Where do babies come from?
- How are babies made?
- What does "making love" mean?
- How does mommy's egg meet daddy's sperm?
- How does the baby get in and out of mommy's stomach?
- Why do Thomas and Juliette have two mommies?
- Why does Alice have two daddies?

WHAT CAN YOU DO AS A PARENT?

Answer their questions

It's important to answer your child's questions about conception, pregnancy and birth by using the correct terms.

Ensure that you clearly understand what your child wants to know:

- What do you think?
- What do you know about this topic?
- What have you heard?

Then give simple and short answers.



Below are a few ways to help you find the right words. They will help you to give children information gradually depending on what they want to know and their level of understanding.

Conception

- To make a baby, you need a man and a woman.
- Babies are conceived during sexual intercourse between a man and a woman.
- Sexual intercourse (or making love) is when two adults love each other and care about each other. They want to get close and hug each other with every part of their bodies.
- To make a baby, the man's penis needs to put sperm in the woman's vagina.
- The sperm from the man will then try to find the egg in the woman.
- When a sperm meets the egg in the woman's stomach, this is when a baby is conceived.



Pregnancy

- The egg and sperm that come together move to a special place in the woman's body called the uterus.
- They stay there to grow and eventually become a baby.
- The baby will grow for 9 months in the mother's uterus. It is kept warm there and is fed by the umbilical cord.

Birth

- After spending 9 months in its mother's stomach, the baby is ready to come out. The muscles of the uterus push the baby towards the vagina, which stretches to allow it to come out.
- Sometimes the baby is unable to come out through the mother's vagina. A doctor then needs to make an incision (a cut) in the mother's stomach to get the baby out. This type of surgery is called a caesarean.

Tips

If children still haven't asked you questions about this topic yet: **Start** the discussion by asking if they know where they came from and how they were conceived. You can also bring up the subject when you see a pregnant woman or a pet that is expecting a litter.

Talk about memorable things about your pregnancy and their birth (anecdotes and changes in your life). Look at photos from your pregnancy and when they were babies.

Make them aware that each family is different. Some children have a mother and a father, some have two mothers, others have two fathers, and some only have one parent. The important thing is to be surrounded by people who take care of each other.

WHAT CAN HELP YOU?

Book for parents

SAINT-PIERRE, Frédérique, and Marie-France VIAU. *My Child's Sexuality: Questions and Answers for Parents*, Éditions du CHU Sainte-Justine, 2009.

Books for children

ROBERT, Jocelyne. *L'histoire merveilleuse de la naissance*, Les Éditions de l'Homme, 1990.

ROBERT, Jocelyne. *Ma sexualité de 6 à 9 ans*, Les Éditions de l'Homme, 2004.

Do you need a professional resource?

Call Info-Santé at 811 or the parent help line at 1-800-361-5085.

Author: Geneviève Gagnon, Direction de santé publique de l'Agence de Lanaudière

This tool was produced thanks to funding from the Secrétariat à la jeunesse as part of the Stratégie d'action jeunesse 2009-2014.

