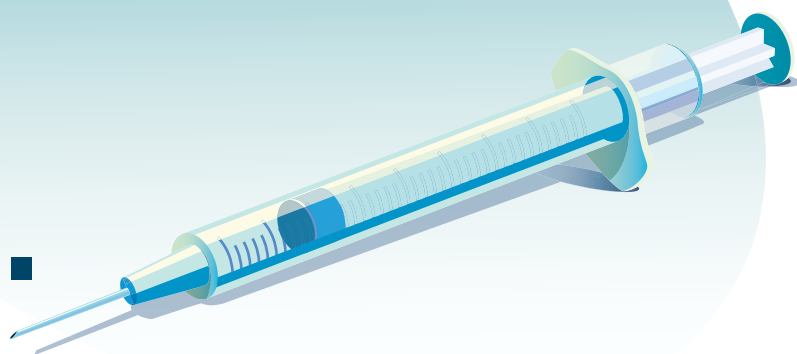


You have found a used
syringe.



WHAT TO DO

to avoid accidents and possible transmission of serious infections.

WHAT TO DO

in case of accidental needlestick injury

Wash the wound with soap and water.

See a doctor quickly, in an emergency room for example, within two hours if possible.

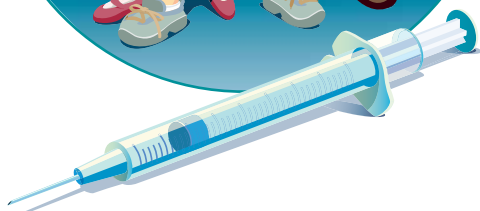
Tell the receptionist that you have injured yourself with a used syringe.



Tell children never to touch a syringe.

If they find one, they should tell an adult right away.

www.msss.gouv.qc.ca



Québec 

If you pick up the syringe, handle it cautiously and be careful in case there are other syringes close by.



Get a plastic container with a lid (like a peanut butter jar or a large pill or vitamin bottle).

Place the container near the syringe and open it.



Pick up the syringe by the end away from the needle to make sure the sharp end is away from you.

Avoid hurting yourself. Even if you find the syringe cap, don't try to put it back on the needle.

Place the syringe into the container.



Close the lid tightly.

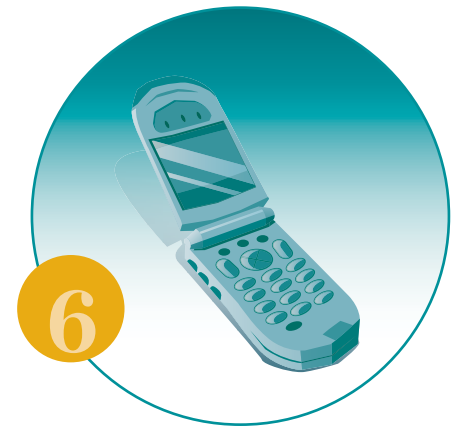


Wash your hands thoroughly with soap and water.



Never throw the container with the syringe into a recycling bin or garbage can.

Bring the container to a CLSC or a pharmacy.



If you don't have a proper container in which to put and transport the syringe, call **Info Santé 8-1-1**.