


Tyco container

5 litres


- Snap the lid on the container by pressing down on all four sides. Listen for clicks.




- Drop the syringes **horizontally** into the opening.



- When the container is full to capacity and the "FULL" warning is displayed, lock the container permanently.



Push the flap down and **close the two hinges** located on the top, on each side. You should hear clicks. **Once it is locked, the container cannot be reopened.**



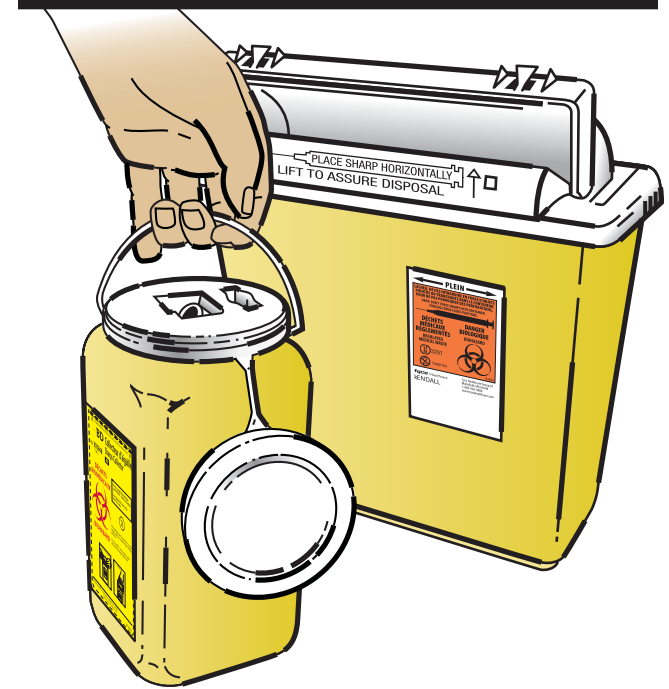
Caution!

Out of respect for people who will be handling the container and to ensure their safety

- Make sure the outside of the container is clean when you bring it back.
- Never throw the container out in a garbage can or recycling bin.
- Bring the container filled with syringes, needles or lancets to a pharmacy, CLSC, specialized clinic (e.g. diabetes clinic) or community group that offers a needle exchange service.

Ce dépliant est aussi disponible en français.

Your container for used needles and syringes



06-322-01A

Instructions for Use

Santé
et Services sociaux

Québec



Québec



The ministère de la Santé et des Services sociaux supplies the containers at no cost to all Quebecers who use syringes, needles or lancets at home. The containers are designed to prevent accidental needle-stick injuries, which affect mostly children and certain workers and can cause serious diseases.

Danger!

To prevent accidents

- Keep the container out of the reach of children.
- **Do not fill the container above the recommended fill line.**
- Close the container properly before returning it.
- Do not place heavy objects on the container and be careful not to crush it.

To avoid waste

- Put only syringes, needles or lancets in the container.
- Never put syringe wrappings, test strips, swabs, medication cartridges or any other object in the container.
- **Do not put the lid on the container or seal it before it reaches the recommended fill line because it will not be possible to reopen it.**

BD container 1.4 litre

- To avoid losing the cover that will be used to seal the container, it is recommended to **tape it** to the side of the container.



- Drop used **syringes and lancets** needle-first into the opening closest to the edge.

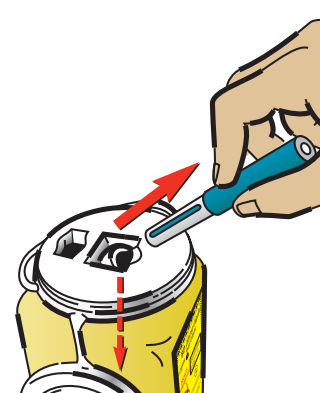


- To remove and discard used pen needles,
 - Do not recap the needle;
 - Carefully insert the pen tip into the centre opening at a 45-degree angle and push until the pen stops;

- Rotate the pen to the left while applying continuous pressure;



- The needle will fall into the container when the pen is removed. Be careful not to twist the needle on too tightly when you put it on the pen;
- If the needle gets caught in the opening, use the pen to push it into the container. Do not use your fingers.



- When the container is full to the dotted line, put the lid on tightly to seal it.

